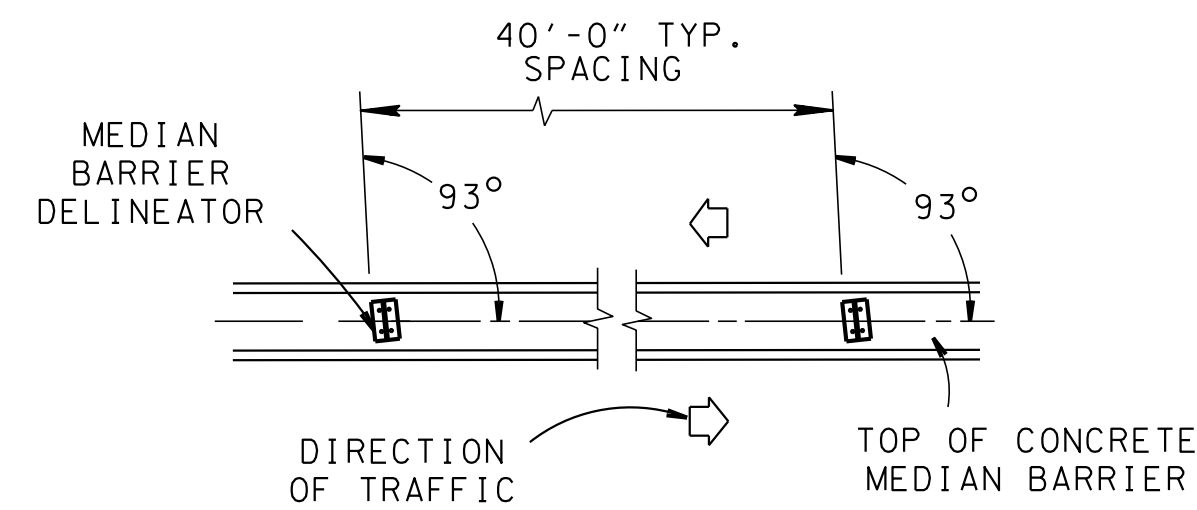


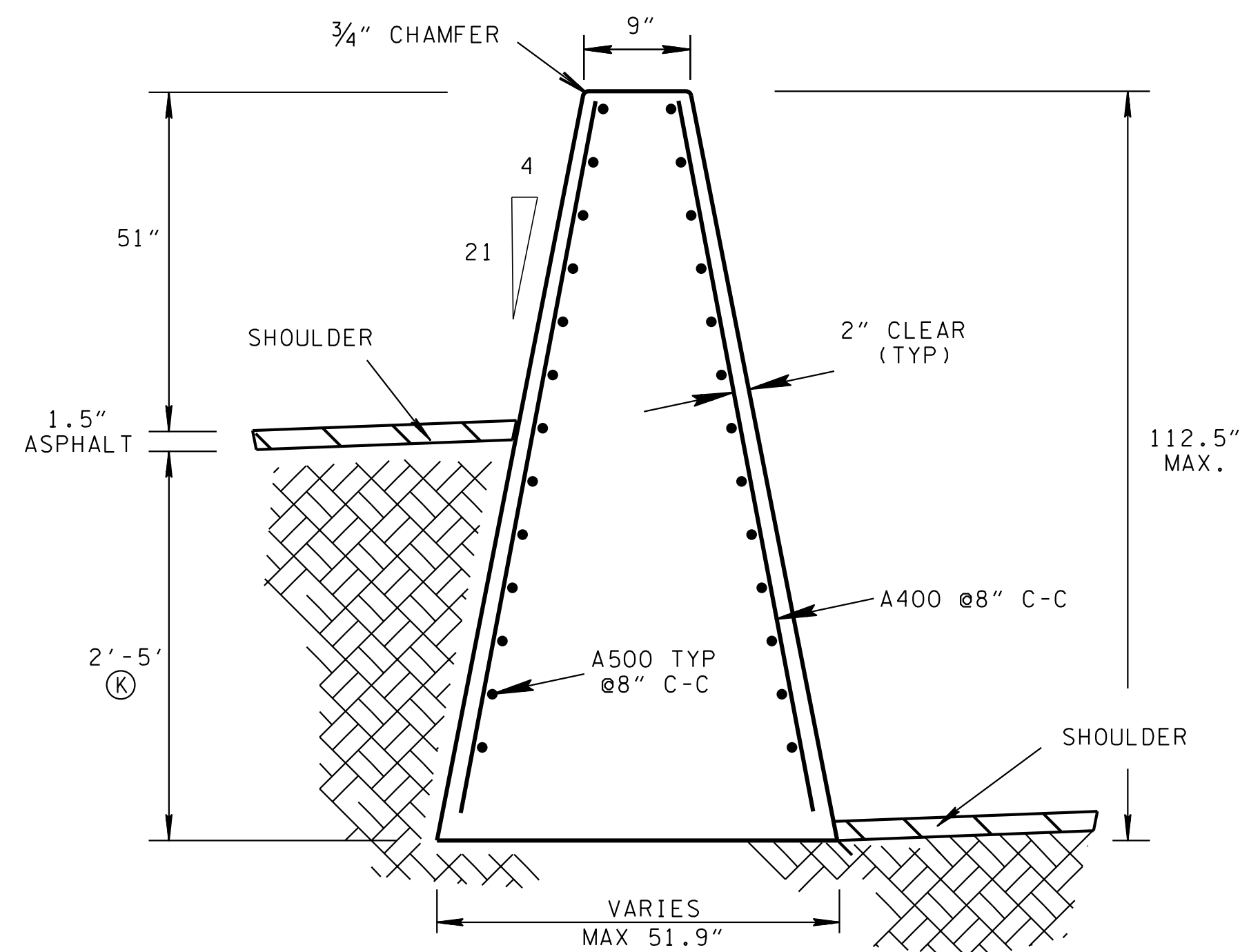
### CONTRACTION JOINT DETAIL



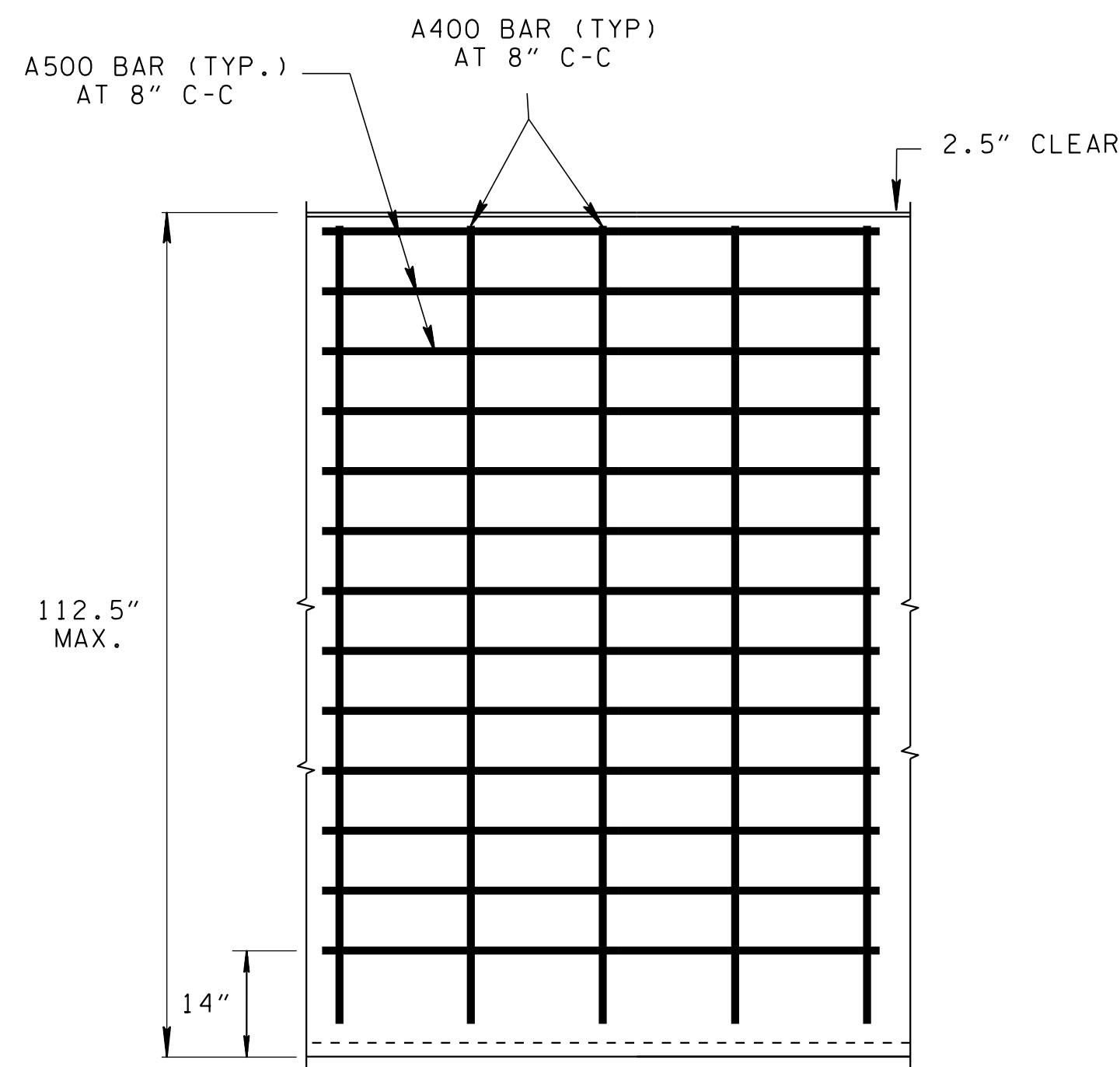
## ALTERNATIVE



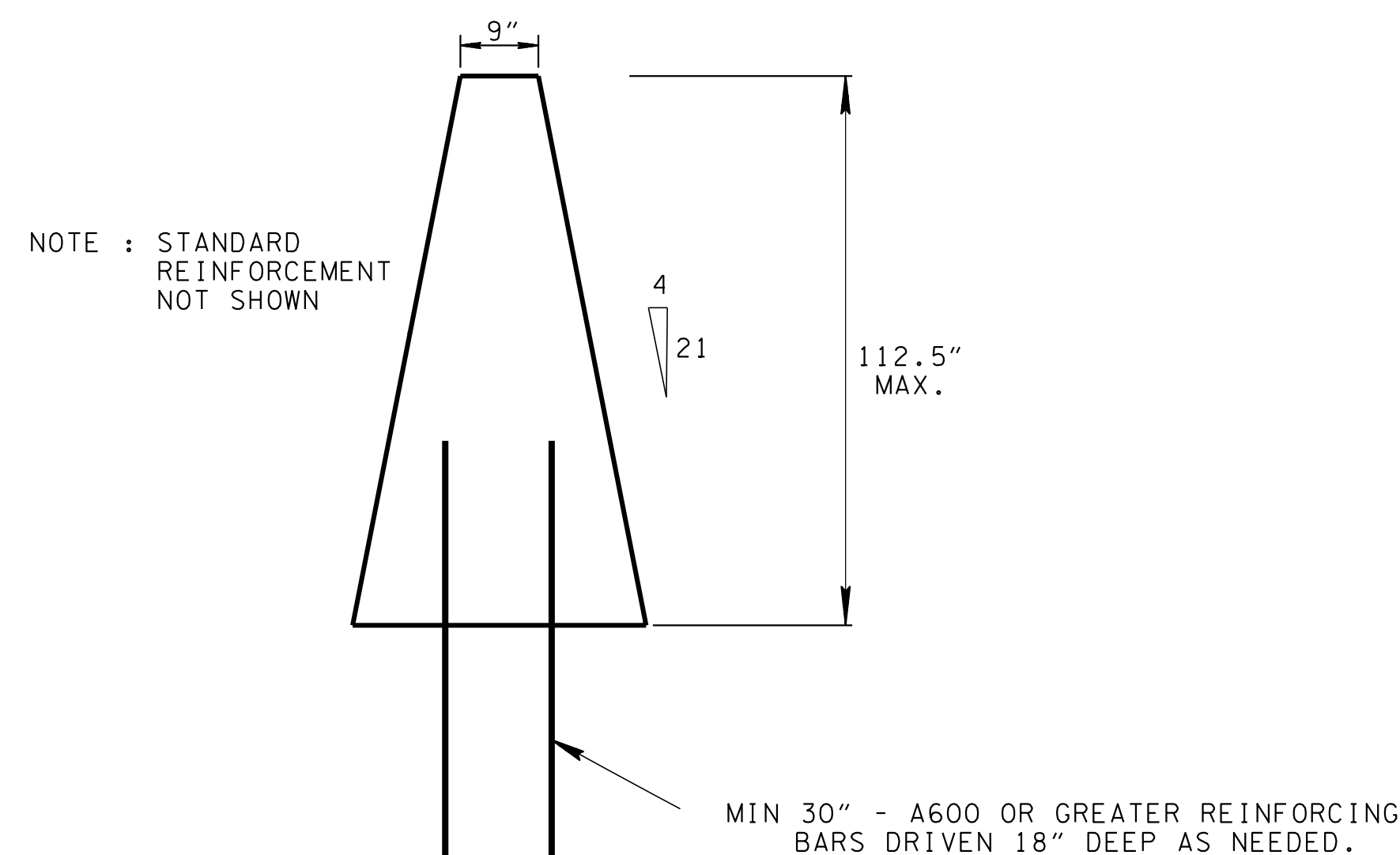
## MOUNTING DETAIL



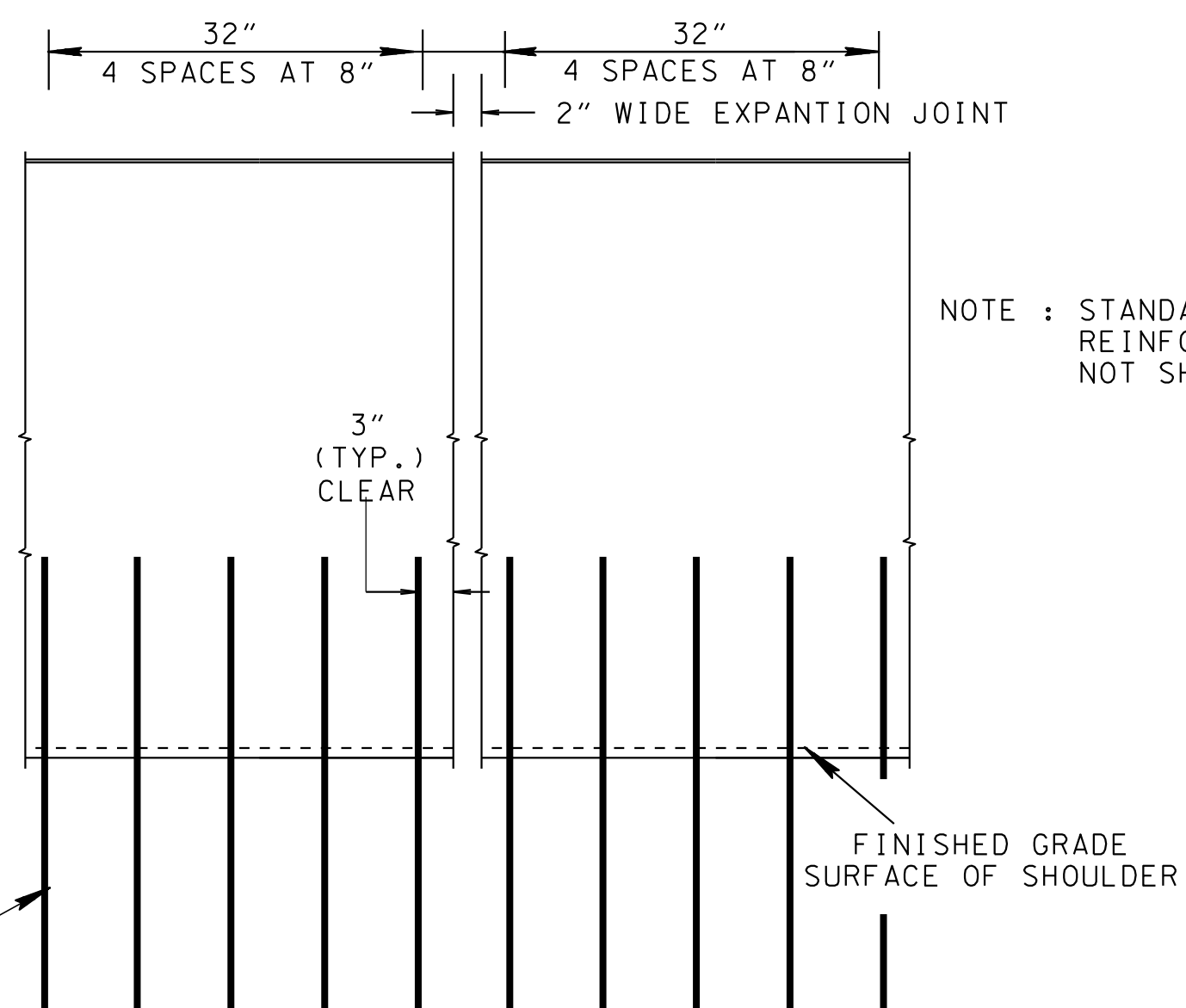
### SECTION VIEW



ELEVATION VIEW



### SECTION VIEW



ELEVATION VIEW

### DETAILS OF ADDITIONAL REINFORCING AT THE WALL ENDS OR AT EXPANTION JOINT

### DELINEATOR NOTES

- ① MEDIAN BARRIER DELINEATORS REFLECTIVE SHEETING SHALL MEET ASTM D4956, TYPE V SPECIFICATIONS. DELINEATORS WITH DIMENSIONS OTHER THAN 4" X 3" MAY BE USED IF THE PRODUCT IS ON THE APPROVED PRODUCTS LIST. THE VARIATIONS IN DELINEATOR DIMENSION SHOULD NOT EXCEED  $\pm 10\%$ . DIFFERENT SIZE OR MANUFACTURED MEDIAN BARRIER DELINEATORS SHOULD NOT BE MIXED IN THE SAME LINE.
- ② MEDIAN BARRIER DELINEATORS SHALL BE HIGH IMPACT, UV-STABILIZED, ENGINEERED THERMOPLASTIC OR POLYCARBONATE SUBSTRATE. SEE TDOT APPROVED QUALIFIED PRODUCT LISTS FOR ACCEPTABLE PRODUCTS.
- ③ MEDIAN BARRIER DELINEATORS WILL NOT BE REQUIRED IN AREAS WHERE ROADWAY IS LIGHTED.
- ④ SINGLE WHITE REFLECTIVE SHEETING WILL BE SUBSTITUTED FOR THE DOUBLE YELLOW REFLECTIVE SHEETING WHEN TRAFFIC ON EACH SIDE OF THE BARRIER IS GOING IN THE SAME DIRECTION.
- ⑤ THE COST OF FURNISHING AND INSTALLING MEDIAN BARRIER DELINEATORS, INCLUDING ALL MATERIALS, LABOR, AND INCIDENTALS NECESSARY TO COMPLETE THE INSTALLATION, SHALL BE INCLUDED IN BID PRICE FOR CONCRETE MEDIAN BARRIER.
- ⑥ MEDIAN BARRIER DELINEATORS SHALL BE MOUNTED TO THE CONCRETE MEDIAN BARRIER WITH A ONE COMPONENT ADHESIVE AS RECOMMENDED BY THE MANUFACTURER. THEY SHALL BE INSTALLED NO EARLIER THAN THREE WEEKS AFTER THE TEXTURE COATING HAS BEEN APPLIED.

## GENERAL NOTES

- (A) CONCRETE BARRIER WALL SHALL BE CONSTRUCTED IN ACCORDANCE WITH STANDARD SPECIFICATIONS FOR ROAD AND BRIDGE CONSTRUCTION, SECTION 711 AND/OR CURRENT SPECIAL PROVISIONS. MIN WALL SECTION IS 33' FOR 112.5" WALL HEIGHT AND 60' FOR 51" WALL HEIGHT.
- (B) IF SAWED CONTRACTION JOINTS ARE USED, THE JOINTS MUST BE SAWED WITHIN FOUR (4) HOURS AFTER THE CONCRETE IS PLACED.
- (C) THE CONTRACTION JOINTS ARE TO BE SPACED AT 20 TO 25 FOOT INTERVALS WHEN CONSTRUCTED ON ASPHALT PAVEMENT. WHEN THE CONCRETE BARRIER WALL IS ATTACHED TO CONCRETE PAVEMENT THE CONTRACTION JOINTS WILL CORRESPOND TO THE JOINTS IN THE CONCRETE PAVEMENT. THE COST OF MATERIAL AND LABOR FOR THE JOINT INSTALLATION SHALL BE INCLUDED IN THE BID PRICE FOR CONCRETE MEDIAN BARRIER.
- (D) THE CONCRETE BARRIER WALL SHALL BE GIVEN AN APPLIED TEXTURE FINISH. THE COLOR OF THE FINISH SHALL BE WHITE, FEDERAL SPECIFICATION NO. 37886. THE COST OF MATERIALS AND LABOR FOR THE TEXTURE FINISH SHALL BE INCLUDED IN THE BID PRICE FOR CONCRETE MEDIAN BARRIER.
- (E) THE TWO (2) INCH OPEN EXPANSION JOINTS SHALL BE PLACED AT A MAXIMUM SPACING NOT TO EXCEED 300 FEET. IF FIXED OBJECTS SUCH AS BRIDGE PIERS, BRIDGE ENDS, OVERHEAD SIGN SUPPORTS, OR OTHER FEATURES PROJECTING THROUGH, INTO OR AGAINST THE BARRIER EXIST THAT REQUIRE TWO INCH EXPANSION JOINTS, THEN THE DISTANCE BETWEEN THE EXPANSION JOINTS IS TO BE REDUCED IN ORDER TO ALLOW AN EQUAL DISTANCE BETWEEN JOINTS THAT IS LESS THAN 300 FEET. ALL ADDITIONAL STEEL REQUIRED AT EXPANSION JOINTS TO BE EPOXY COATED REINFORCING STEEL. THE COST OF MATERIAL AND LABOR FOR THE JOINT INSTALLATION SHALL BE INCLUDED IN THE BID PRICE FOR CONCRETE MEDIAN BARRIER.
- (F) CHAMFER TOP AND END EDGES  $\frac{3}{4}$  INCH.
- (G) BAR SPLICES FOR ROADWAY BARRIER SHALL BE A MINIMUM OF 24 TIMES THE NOMINAL DIAMETER OF THE BAR.
- (H) ANY METHOD DEvised BY THE CONTRACTOR AND APPROVED BY THE ENGINEER THAT WILL ASSURE THE LONGITUDINAL ROADWAY REINFORCING STEEL WILL BE FIXED AGAINST MOVEMENT AND POSITIONED  $\pm \frac{1}{2}$  INCH AS DIMENSIONED WHEN TIED TO THE TRANSVERSE ROADWAY REINFORCING STEEL WILL BE SATISFACTORY.
- (I) PAYMENT WILL BE MADE UNDER ITEM NO. 711-05.78, GRADE SEPARATED SINGLE SLOPE MEDIAN WALL PER LINEAR FOOT.
- (J) MIN. SAFETY PERFORMANCE OF 112.5" SINGLE SLOPE WALL IS ACCEPTABLE ACCORDING TO THE TL-4 EVALUATION CRITERIA SPECIFIED IN MASH AS EVALUATED BY TTI REPORT 405160-3335.
- (K) IF GRADE SEPARATION IS LESS THAN 2', USE STANDARD 51" MEDIAN BARRIER (S-SSMB-2)
- (L) A SINGLE H BAR MAY BE SUBSTITUTED FOR THE TWO A400 BARS AS SHOWN.

☒ MINOR REVISION -- FHWA  
APPROVAL NOT REQUIRED.

STATE OF TENNESSEE  
DEPARTMENT OF TRANSPORTATION

SINGLE SLOPE  
BARRIER WALL  
FOR  
GRADE SEPARATED  
MEDIAN